



**Page 2**

---

**Question 2**

---

Please select the size of your High School.

6A		2 (33.33%)
5A		2 (33.33%)
4A		1 (16.67%)
3A		1 (16.67%)
2A		0 (0%)
1A		0 (0%)
N/R		0 (0%)

**Page 3**

---

**Question 3**

---

Do you attend visits by college representatives to your high school?

Yes		5 (83.33%)
No		1 (16.67%)
N/R		0 (0%)

**Page 4**

---

**Question 4**

---

If yes do you find this to be a good way to receive college/university information?

Yes		5 (83.33%)
No		1 (16.67%)
N/R		0 (0%)


**Page 5**

---

**Question 5**

---

Did you attend or plan to attend a college planning conference (CPC) offered in the fall?

Yes		1
-----	---	---

		(16.67%)
No		5 (83.33%)
N/R		0 (0%)

## Page 6

---

### Question 6

If yes is this a good way to receive college university information?

Yes		2 (33.33%)
No		1 (16.67%)
N/R		3 (50%)

## Page 7

---

### Question 7

Please check the source you utilize in obtaining college information.

#### 7.1 Internet

Never		0 (0%)
Sometimes		0 (0%)
Occasionally		0 (0%)
Often		1 (16.67%)
Always		4 (66.67%)
N/R		1 (16.67%)

#### 7.2 Visits by college Representatives to your school




Never		0 (0%)
Sometimes		1 (16.67%)
Occasionally		1 (16.67%)
Often		1 (16.67%)
Always		2 (33.33%)
N/R		1

(16.67%)




**7.3 Information in your guidance counselor's office**

Never		2 (33.33%)
Sometimes		0 (0%)
Occasionally		2 (33.33%)
Often		1 (16.67%)
Always		0 (0%)
N/R		1 (16.67%)

**7.4 Senior Day/Junior Day visits**

Never		0 (0%)
Sometimes		0 (0%)
Occasionally		2 (33.33%)
Often		1 (16.67%)
Always		1 (16.67%)
N/R		2 (33.33%)

**7.5 College Planning conferences**

Never		2 (33.33%)
Sometimes		1 (16.67%)
Occasionally		0 (0%)
Often		0 (0%)
Always		1 (16.67%)
N/R		2 (33.33%)

**7.6 Call and request info**

Never		1 (16.67%)
Sometimes		1 (16.67%)
Occasionally		2 (33.33%)

Often		0 (0%)
Always		0 (0%)
N/R	██████████	2 (33.33%)
<b>7.7 Visit college</b>		
Never		0 (0%)
Sometimes		0 (0%)
Occasionally	██████	1 (16.67%)
Often	██████	1 (16.67%)
Always	██████████	2 (33.33%)
N/R	██████████	2 (33.33%)

**Page 8****Question 8**

Does your high school have college reps. visit during the lunch hour or during activity period?

Yes	████████████████████	4 (66.67%)
No	██████	1 (16.67%)
N/R	██████	1 (16.67%)

**Page 9****Question 9**

Would you attend college fairs offered in the spring?

Yes	██████████	2 (33.33%)
No	████████████████	3 (50%)
N/R	██████	1 (16.67%)

**Page 10****Question 10**

If yes do you feel a spring college fair would be better time of the year to receive college

informational visit with representations?

Yes		2 (33.33%)
No		2 (33.33%)
N/R		2 (33.33%)

- End of Survey -

© 2009 Axio Learning. All Rights Reserved.