








Page 2

Question 2

Please select the size of your High School.

6A		28 (25%)
5A		26 (23.21%)
4A		22 (19.64%)
3A		16 (14.29%)
2A		7 (6.25%)
1A		9 (8.04%)
N/R		4 (3.57%)

Page 3

Question 3




Do you attend visits by college representatives to your high school?

Yes		81 (72.32%)
No		29 (25.89%)
N/R		2 (1.79%)

Page 4

Question 4

If yes do you find this to be a good way to receive college/university information?

Yes		85 (75.89%)
No		12 (10.71%)
N/R		15 (13.39%)

Page 5

Question 5

Did you attend or plan to attend a college planning conference (CPC) offered in the fall?

Yes		28 (25%)
No		79 (70.54%)
N/R		5 (4.46%)

Page 6

Question 6

If yes is this a good way to receive college university information?

Yes		45 (40.18%)
No		39 (34.82%)
N/R		28 (25%)

Page 7

Question 7

Please check the source you utilize in obtaining college information.

7.1 Internet

Never		1 (0.89%)
Sometimes		5 (4.46%)
Occasionally		12 (10.71%)
Often		34 (30.36%)
Always		53 (47.32%)
N/R		7 (6.25%)

7.2 Visits by college Representatives to your school

Never		19 (16.96%)
Sometimes		21 (18.75%)
Occasionally		26 (23.21%)
Often		27 (24.11%)
Always		12 (10.71%)

N/R		7 (6.25%)
-----	---	-----------

7.3 Information in your guidance counselor's office

Never		14 (12.5%)
-------	---	---------------

Sometimes		23 (20.54%)
-----------	---	----------------

Occasionally		27 (24.11%)
--------------	---	----------------

Often		25 (22.32%)
-------	---	----------------

Always		15 (13.39%)
--------	---	----------------

N/R		8 (7.14%)
-----	---	-----------

7.4 Senior Day/Junior Day visits

Never		25 (22.32%)
-------	---	----------------

Sometimes		24 (21.43%)
-----------	---	----------------

Occasionally		18 (16.07%)
--------------	---	----------------

Often		23 (20.54%)
-------	---	----------------

Always		14 (12.5%)
--------	---	---------------


N/R		8 (7.14%)
-----	---	-----------

7.5 College Planning conferences

Never		55 (49.11%)
-------	---	----------------

Sometimes		17 (15.18%)
-----------	---	----------------

Occasionally		16 (14.29%)
--------------	---	----------------

Often		10 (8.93%)
-------	---	---------------

Always		6 (5.36%)
--------	---	-----------

N/R		8 (7.14%)
-----	---	-----------

7.6 Call and request info

Never		32 (28.57%)
-------	---	----------------

Sometimes		26 (23.21%)
-----------	---	----------------

Occasionally		22 (19.64%)
Often		14 (12.5%)
Always		10 (8.93%)
N/R		8 (7.14%)
7.7 Visit college		
Never		4 (3.57%)
Sometimes		11 (9.82%)
Occasionally		21 (18.75%)
Often		29 (25.89%)
Always		39 (34.82%)
N/R		8 (7.14%)

Page 8

Question 8

Does your high school have college reps. visit during the lunch hour or during activity period?

Yes		88 (78.57%)
No		16 (14.29%)
N/R		8 (7.14%)

Page 9

Question 9




Would you attend college fairs offered in the spring?

Yes		67 (59.82%)
No		38 (33.93%)
N/R		7 (6.25%)

Page 10

Question 10

If yes do you feel a spring college fair would be better time of the year to receive college informational visit with representations?

Yes		42 (37.5%)
No		53 (47.32%)
N/R		17 (15.18%)

- End of Survey -

© 2009 Axio Learning. All Rights Reserved.